

SHARP

Be Original.

PN-80TC3A

TOUCHSCREEN LCD MONITOR

Smart, Fluid, and Built for Impact—
Sharp BIG PAD with a Featherlight Touch



BIG PAD

Sharp delivers a breakthrough in capacitive touch-panel technology—the PN-80TC3A interactive touchscreen monitor with a featherlight touch pen. The PN-80TC3A revolutionises the way you collaborate with colleagues or classmates. It allows you to display and freely annotate a h Now, whether in the boardroom or the classroom, you can share your message with more precision than ever.

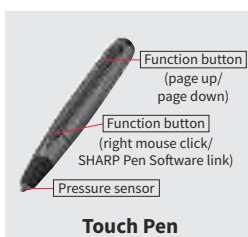


Intuitive Input Experience

Simultaneous Writing for Up to 4 People

The PN-80TC3A lets you capture ideas at the moment of creation. Recognising up to 10 touch points, it allows up to four people to write at the same time with a finger or touch pen. Each pen boasts a thin 3.5 mm tip that makes it easier to add detailed notes that remain legible when printed out.

Note: Two touch pens are bundled with the PN-80TC3A.



Touch Pen

SHARP Pen Software


A Fluid, Smart, and Responsive Interface

The touch pen links with SHARP Pen Software to help you write with an uninterrupted flow. Furthermore, you can use the included eraser to delete unwanted content without switching functions—just as you would with a regular whiteboard.



Featherlight Touch for Precise and Smooth Operation

Say goodbye to unintended input and writing errors. Thanks to the PN-80TC3A's precise position detection, only intentional input from fingers and touch pens appears on the display. Employing Sharp's original capacitive touch technology—which achieves high sensitivity and precision by reducing the noise level to one-eighth that of conventional models—the PN-80TC3A eliminates unwanted noise to deliver a clear onscreen signal.



Large amount of noise

Reduced noise

Sensing frequency comparison



Approx. 200%

Display, Write, and Share Information

In overlay mode, you can write onscreen annotations directly onto photos, videos, PDFs, and documents such as Microsoft® Excel®, Word, and PowerPoint®. Text and graphics written on the board can be stored in USB memory* or sent directly via e-mail to selected recipients.

Note: Documents displayed in the background of the board during overlay mode cannot be accessed directly.

* Saved as PDF, BMP, JPEG, or PNG files.

Handwriting Recognition

The PN-80TC3A features a handwriting recognition* function that converts selected onscreen handwriting into standard text. It can also automatically recognise and reproduce handwritten shapes such as circles, triangles, and squares. This convenient function makes it easy to utilise onscreen content to make a legible record of your meeting or lesson.

* Works with languages supported by SHARP Pen Software.

Presentation Support Tool

SHARP Pen Software links smoothly with the PowerPoint application. During slideshow presentations, you can perform various control operations, such as returning to a previous slide without using a right-click.

* Compatible applications: Microsoft PowerPoint 2007/2010/2013/2016



SHARP Touch Viewing Software

SHARP Touch Viewing Software* is a touch-operated onscreen user interface that lets you easily manipulate different types of files, including Microsoft® Office applications, videos, and web pages. Being able to simultaneously open and handle a variety of file types allows you to have more active meetings.

* Access the downloader on the bundled CD-ROM to install the software.

Multi Board Function

Up to three PN-80TC3A units can be connected and used to display sequential pages that can be navigated by swiping side to side. With the Multi Board function*, meeting participants are better able to grasp the overall flow of a presentation.

* Multi Board function allows one PN-80TC3A to be touch-operated. For more advanced usage, touch-operation can be activated on the combined three units. Consult with your local authorised Sharp dealer or representative for details.

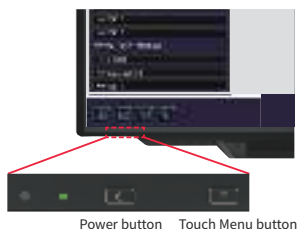
ight touch. Using this interface is so intuitive and responsive that it feels like writing on a conventional whiteboard.
uge variety of documents, with up to four people able to write onscreen at the same time.



Smartly Designed for Easy Connectivity

Touch-Operated Onscreen Display

Pressing the Touch Menu button brings up an onscreen menu that lets you easily switch input sources, change volume level, or turn the touchscreen function on and off—all from the front of the PN-80TC3A and all without the need for a remote controller.



Power button Touch Menu button

Frontside Access to USB Port

For increased convenience when the panel is mounted on a wall, the PN-80TC3A features a USB input on the front that connects to the set-top box on the back of the unit. Now there's no need to reach around the back of the monitor when you want to connect a peripheral device.



USB Port

Note: The set-top box is sold separately.

Installation of Web Cameras

The PN-80TC3A supports installation of a web camera in any one of seven positions*, giving you the flexibility to find the optimal set-up to match your room layout and seating arrangements.



* The camera mount cannot be attached in the bottom-centre position when the tray is attached. To attach the camera mount there, it is necessary to remove the tray mount fitting.

A Variety of Input and Output Terminals

The PN-80TC3A comes standard-equipped with a wealth of input and output terminals—located on the side and bottom of the monitor—to enable easy connection with a wide variety of equipment.

MFP Connectivity

Documents and colour images scanned from a compatible Sharp MFP can be imported directly to the SHARP Pen Software for display on the PN-80TC3A. For added convenience, image data shown onscreen—including notations—can be saved to a PC or sent directly to an MFP for printout.

Work Smarter with SHARP Display Connect

SHARP Display Connect*¹ software supports effective and multifaceted communication. By enabling connection with mobile devices*², SHARP Display Connect facilitates interactive presentations, lively discussions, and paperless meetings in both business and educational settings.

■ SHARP Display Connect enables the following interactive functions on the PN-80TC3A and mobile devices connected via wireless LAN:

- sharing of onscreen content
- transfer of files
- interactive onscreen writing and drawing
- remote control of the PN-80TC3A from mobile devices

■ Up to 50 mobile devices*² can be connected simultaneously.

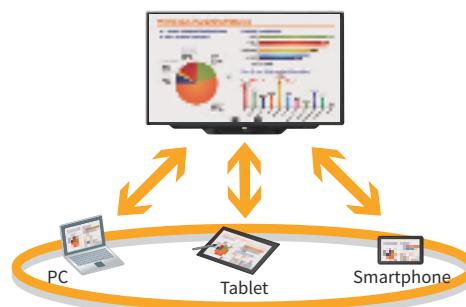
■ Files can be transferred between mobile devices even if they are not connected to the PN-80TC3A.

■ Users can capture onscreen images and save them on their mobile devices to make personally annotated memos.

■ SHARP Display Connect also connects two BIG PAD on the same network (intranet, VPN, etc.) to enable larger-scale interactive communications.

■ LCD monitor:

PN-80TC3A used with bundled software CD-ROM: Max. 50



*¹ Access the downloader on the bundled CD-ROM to install the software.

*² OS requirements (as of March 2017): Host: Windows® 7, Windows 8.1, Windows 10; Client: Windows 7, Windows 8.1, Windows 10, Mac® OS X® v10.7, v10.8, v10.9, v10.10, v10.11, macOS® v10.12, Android™ 2.3–7.1, iOS® 6–10. Please comply with the license agreements of your OS and installed applications. Connecting 26 or more mobile devices requires at least two LAN access points.

Other Value-Adding Functions

- Multiple displays can be wall mounted together
- Safe design incorporating rounded corners
- Thin, lightweight, and fully flat screen
- Built-in speakers
- Anti-glare film to minimise reflections



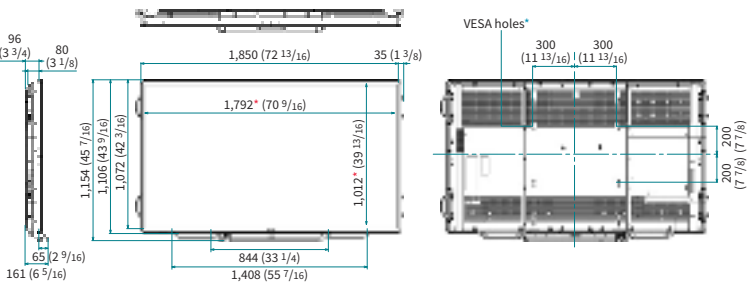
Safe design

Specifications

Model Name		PN-80TC3A
Installation		Landscape / Portrait
LCD Panel	80-inch widescreen (203.2 cm diagonal) UV ^{*1} LCD	
	Max. Resolution	1,920 x 1,080 pixels
	Max. Display Colours (approx.)	1.06 billion colours
	Pixel Pitch (H x V)	0.923 x 0.923 mm
	Max. Brightness (average) ^{*2}	300 cd/m ²
	Contrast Ratio	4,000 : 1
	Viewing Angle (H/V)	176°/176° (CR ≥10)
	Active Screen Area (W x H) (approx.)	1,771.2 x 996.3 mm (69 3/4" x 39 1/4")
	Response Time	4 ms (grey to grey, avg.)
	Backlight	LED, full array
Touchscreen	Touch Technology	Capacitive touch technology
	PC Connection Port	USB 2.0 (type B) x 2
	Power Supply	Supplied from main unit
	Multi Touch	10 points
	Protection Glass	Thickness: Approx. 3.8 mm ^{*3} Shock resistance: 130 cm ^{*4}
Touch Pen	Communication	Wireless communication method (capacitive touch technology)
	Function Button	Yes
Computer Input	Video	Analogue RGB (0.7 Vp-p) [75Ω], DisplayPort™ 1.1a
	Synchronisation	Horizontal/vertical separation (TTL: positive/negative), Sync on green (D-sub 15-pin only), Composite sync (TTL: positive/negative)
	Plug & Play	VESA DDC2B
	Power Management	VESA DPMS
Video Colour System		NTSC (3.58 MHz, 4.43 MHz), PAL, PAL60, SECAM
Input Terminals ^{*5}		PC analogue: Mini D-sub 15-pin x 2 ^{*5} , HDMI™ (HDCP and 1080p compatible, PC/AV signal compatible) x 3, 3.5 mm-diameter mini stereo jack x 2, Video x 1 ^{*6} , Component video x 1 ^{*6} , DisplayPort (HDCP compatible, PC signal compatible) x 1, RS-232C x 1 ^{*7*}
Output Terminals ^{*5}		3.5 mm-diameter mini stereo jack x 1, DisplayPort (HDCP compatible) x 1
Input/Output Terminals ^{*5}		LAN port (10Base-T/100Base-TX) x 1
Speaker Output	Built-in	10 W + 10 W
	External	10 W + 10 W (6Ω)
Mounting		VESA (4 points), 600 x 400 mm pitch, M6 screw
Power Supply		100V – 240V AC, 50/60 Hz
Power Consumption		280 W
Environmental Conditions	Operating Temperature	5 °C to 35 °C
	Operating Humidity	20% to 80% RH (no condensation)
Dimensions (W x D x H) (approx.) (display only)		1,850 x 96 x 1,072 mm (72 13/16" x 3 3/4" x 42 3/16")
Weight (approx.)		77 kg (169.8 lbs)
Main Accessories		AC power cord, remote control unit, battery (AA size) x 2, set-up manual, blank sticker, cable clamps x 7, camera mount, USB cable (3.0 m), USB extension cable (1.8 m), eraser, pen tray, touch pen (with function button) x 2, pen adaptor, touch pen battery (AAA size) x 2, SHARP Display Connect software CD-ROM, RS-232C conversion cable (3.5 mm-diameter mini stereo jack) x 1

^{*1} UV^A stands for Ultraviolet-induced Multi-domain Vertical Alignment, a photo-alignment technology that ensures uniform alignment of liquid crystal molecules. ^{*2} Brightness depends on input mode and other picture settings. Brightness level will decrease slightly over the lifetime of the product. Due to the physical limitations of the equipment, it is not possible to maintain a precisely constant level of brightness. ^{*3} Including AG film on the front and AR film on the back. ^{*4} Approximate distance at which the glass panel can withstand the impact of a 500-gram iron ball dropped on its center. ^{*5} Use a commercially available connection cable for PC and other video connections. ^{*6} Analogue PC, video, and component video are switchable (on bottom interface); use the menu to select. Video and component video connections require conversion cable via mini D-sub 15-pin jack. ^{*7} Requires the bundled RS-232C conversion cable. ^{*8} Only command control.

Dimensions



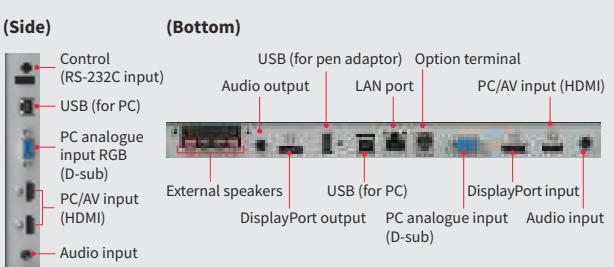
Units: mm (inch)
^{*} Screen dimensions
^{*} To use the VESA-standard mounting bracket, use M6 screws that are 8 to 10 mm plus the thickness of the bracket.

Windows® PC System Requirements	
PC	PC/AT compatible machine with USB 2.0 port and screen resolution of 1,920 x 1,080 (CD-ROM drive required for installation)
CPU	Intel® Celeron® B810E 1.6 GHz or higher Intel® Core™ i7-3517UE 1.7 GHz or higher recommended
OS	Windows® 7 (32-bit/64-bit), Windows® 8.1 (32-bit/64-bit), Windows® 10 (32-bit/64-bit) [*]
Memory	2 GB or more
Hard disk	200 MB or more free space (additional space required for saving data)

^{*} Use in desktop mode

Microsoft, Windows, Excel, and PowerPoint are either registered trademarks or trademarks of Microsoft Corporation in the US and/or other countries. Mac, OS X, and macOS are trademarks of Apple Inc., registered in the U.S. and other countries. Android is a trademark of Google Inc. iOS is a trademark or registered trademark of Cisco in the US and other countries and is used under license. DisplayPort and the DisplayPort Compliance Logo are trademarks owned by the Video Electronics Standards Association in the US and other countries. The terms HDMI and HDMI High-Definition Multimedia Interface, and the HDMI Logo are trademarks or registered trademarks of HDMI Licensing Administrator, Inc. in the United States and other countries. Intel, Intel Core, and Celeron are trademarks of Intel Corporation in the US and/or other countries. All other brand names and product names may be trademarks or registered trademarks of their respective owners. All screen images appearing in this brochure are simulated. Design and specifications are subject to change without prior notice.

Input/Output Terminals



Option

■ PN-ZL03A : Touch Pen



Distributed by:

