




SAMSUNG

532BM500EU

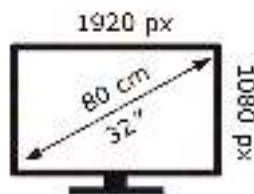


**27** kWh/1000h

ABCDEF **G**



**39** kWh/1000h



ENERGIA




# ENERG



SAMSUNG

532BM500EU

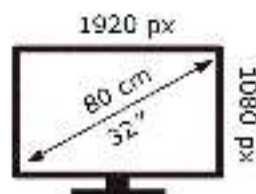


**27** kWh/1000h

ABCDEF **G**

**HDR**

**39** kWh/1000h



SAMSUNG