

SHARP®

PN-C805B
PN-C705B
AQUOS BOARD®
Interactive Display Systems



Promoting the Free Flow of Ideas



AQUOS BOARD®

Natural Touch for Smooth and Productive Communications

Now it's easy to engage and inspire everyone in the room. With the Sharp PN-C805B/C705B AQUOS BOARD interactive display systems, you have the ideal focal point for meetings, presentations, or lessons. Direct bonding technology makes the touchscreen feel and appear impressively natural. Smart and convenient SHARP Pen Software enables real-time information sharing. Thanks to multi-touch sensitivity, up to four people can write freely onscreen at the same time for effective and lively exchanges. And handy front-access buttons enable quick operation of common functions. With a PN-C805B/C705B interactive display, it's easy to create, learn and share more effectively.

Boosting Interactive Communication

Choice of Sizes with Full HD Quality

The full HD (1920 × 1080-pixel) resolution of these large 80" Class (diagonal) or 70" Class (69.5" diagonal) models ensures that detailed text and images are reproduced vividly and accurately. Dynamic videos, charts, paintings, photos and more—they're all brought to life on the big screen in a way that simply can't be achieved with normal textbooks and printed materials. Even in bright rooms, text and images are displayed beautifully, so that everyone can stay focused on the discussion.

Simultaneous Writing

Keep everyone actively involved in the meeting or lesson by letting them write on the screen at the same time. Because the PN-C805B/C705B interactive displays can recognize 10 touch points, it allows up to four people to use a touch pen or finger to add their creative input when the inspiration strikes. Brainstorming sessions, meetings and classroom activities become more lively and productive.

Note: When multiple touch pens are used simultaneously, they have the same pen settings.

User-Friendly SHARP Pen Software

The easy-to-launch SHARP Pen Software user interface incorporates a menu comprising smartly arranged icons that provide easy access to pen settings and other useful functions. In overlay mode, you can write onscreen annotations or graphics directly onto photos, videos, Adobe® PDFs and common Microsoft files. Text and graphics written on the board can be stored in USB memory* or sent directly via email to selected recipients. The software links smoothly with the PowerPoint® application, enabling you to perform various control operations during slideshow presentations.

* Saved as PDF, BMP, JPEG, or PNG files.



MFP Connectivity

Documents and images scanned from a compatible Sharp MFP can be imported directly to the SHARP Pen Software for display on the PN-C805B/C705B interactive displays. For added convenience, image data shown onscreen—including notations—can be saved to a PC or sent directly to an MFP for printout.

Handwriting Recognition

SHARP Pen Software features a handwriting recognition function* that converts selected onscreen handwriting into standard text. It can also recognize handwritten shapes—such as circles, triangles, and straight lines—and automatically convert them into objects. This smart and convenient function makes it easy to use onscreen content to make a legible record of your lesson or meeting.

* Works with languages supported by both Windows OS and SHARP Pen Software.

SHARP Touch Viewer™

This original Sharp software*¹ lets you easily view, manipulate and annotate various kinds of files*², including Microsoft® Office files, PDFs, web pages, and image and video files. All of these can be displayed on the screen as "sheets." There's no need to open the respective applications, and you can present all the different files simultaneously in the same work area. The onscreen layouts of sheets can be stored for later retrieval, so you can easily restart a discussion where you left off. Using this smart software helps to make discussions more dynamic and involving.

*¹ Access the downloader on the bundled CD-ROM to install the software.

*² Viewable files: Microsoft Office (Excel®, Word, PowerPoint®), PDF, JPEG/PNG/BMP/TIFF, and WMV/AVI/MP4/FLV.



* Drawers can be linked to PC folders or network folders.

SHARP Display Connect™

This software*¹ is especially effective for communications with large audiences. By allowing the PN-C805B/C705B interactive displays to share its onscreen content with up to 50 devices*², and by enabling the exchange of files between those devices, SHARP Display Connect facilitates lively discussions and paperless meetings in both business and educational settings.

*¹ Access the downloader on the bundled CD-ROM to install the software.

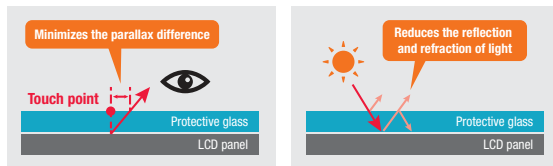
*² For details, see the back page of this brochure.



Enhancing the User Experience

Direct Bonding Technology for Smooth Touch and Clear Visibility

Thanks to **direct bonding** technology, the PN-C805B/C705B interactive displays provide a consistent and natural feeling when you write on the screen. With this technology, the LCD panel is bonded directly to the protective glass layer, thereby eliminating the air gap between them. This minimizes the parallax difference and reduces the reflection and refraction of light. As a result, onscreen touch and writing operations are smooth and the display looks natural and offers clear visibility.



Minimize Glare and Fingerprints

Protecting the glass screen is an anti-glare film that works to reduce glare and reflections and minimize fingerprint soiling. Even in brightly lit rooms, documents and teaching materials are easy to read.

User-Focused Design

Safe Design

With its beautifully curved corners, the PN-C805B/C705B interactive displays have been designed with both style and user safety in mind.



Carrying Handles

Four removable handles—two on the left side and two on the right—allow for easy and safe transportation.



CUD Compliant

The PN-C805B/C705B interactive display is compliant with the CUD (color universal design) standard*, which specifies designs that take into account people's differing color perception abilities.

* Based on regulations established by the Color Universal Design Organization (CUDO), a non-profit organization in Japan.

Built-in Speakers

Two built-in speakers (10W+10W) let you hear audio information accompanying videos or other content. No external speakers are required.

One-Touch Operability

On the front bezel are buttons for frequently used functions such as power on/off and input switching, along with buttons for other useful functions. Designed with the convenience of users in mind, the buttons are conveniently sized and angled for easy access.



1 HDMI1, D-sub Buttons

At the touch of a button, you can instantly switch between HDMI1 and D-sub inputs.

2 Backlight On/Off

This button turns off the backlight, saving energy during rest breaks in meetings or lessons. Pressing any key turns the backlight back on instantly.

3 Freeze Button

A press of this button lets you temporarily freeze or unfreeze the screen. While the display continues to show a paused onscreen image, you can work on the connected PC without displaying its operation screen.

Webcam Mounts

A web camera can be attached easily to one of three mounting positions: one on the top-center of the frame, one each on the left and right parts of the pen tray. This gives you flexibility when setting up a videoconferencing system.



16-Hour Daily Operation

The PN-C805B/C705B interactive displays can be used continuously for up to 16 hours per day, providing reliable performance in the classroom or office.

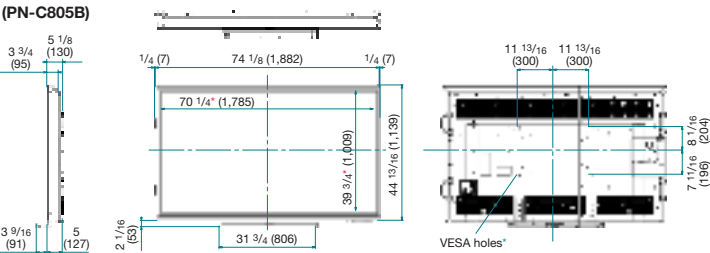
Specifications

Model Name		PN-C805B	PN-C705B
Installation		Landscape	
LCD Panel	80" Class (diagonal) UV ² A ^{*1} LCD		70" Class (69.5" diagonal) UV ² A ^{*1} LCD
	Max. Resolution	1,920 x 1,080 pixels	
	Max. Display Colors (approx.)	1.07 billion colors ^{*2}	
	Pixel Pitch (H x V)	0.923 x 0.923 mm	0.802 x 0.802 mm
	Max. Brightness (average) ^{*3}	350 cd/m ²	
	Contrast Ratio	5,000 : 1	
	Viewing Angle (H/V) ^{*4}	176°/176° (CR ≥ 10)	
	Active Screen Area (W x H) (approx.)	69 3/4" x 39 1/4"	60 9/16" x 34 1/16"
	Response Time	4 ms (gray to gray, avg.)	
Touchscreen	Backlight	LED, direct lit	
	Touch Technology	IR (infrared blocking detection method)	
	PC Connection Port	USB 2.0	
	Power Supply	Supplied from USB port	
	Multi Touch	10 points	
Touch Pen	Protection Glass	Thickness: Approx. 3.1 mm ^{*5} Shock resistance: 130 cm ^{*6}	
	Function Button	N/A (passive pen)	
	Video	Analog RGB (0.7 Vp-p) [75Ω]	
Computer Input	Synchronization	Horizontal/vertical separation (TTL: positive/negative)	
	Plug & Play	VESA DDC2B	
Video Color System		NTSC (3.58 MHz) / NTSC (4.43 MHz) / PAL / PAL60 / SECAM	
Input Terminals ^{*7}		PC analogue: Mini D-sub 15-pin x 1, HDMI™ x 3 (HDCP and 1080p compatible, PC / AV signal compatible), 3.5 mm-diameter mini stereo jack x 1, audio: RCA pin (L/R) x 1, video: RCA pin x 1 ^{*8} , component video: RCA pin x 1 ^{*8} , RS-232C D-sub 9-pin x 1	
Output Terminals ^{*7}		3.5 mm-diameter mini stereo jack x 1	
Speaker Output		10 W + 10 W	
Mounting		VESA (4 points), 600 x 400 mm, M6 screw	VESA (4 points), 400 x 400 mm, M6 screw
Power Supply		100V – 240V AC, 50/60 Hz ^{*9}	
Power Consumption		270 W	200 W
Environmental Conditions	Operating Temperature	5°C to 35°C	
	Operating Humidity	20% to 80% RH (no condensation)	
Dimensions (W x D x H) (approx.) (display only)		74 1/8" x 5" x 44 13/16"	64 3/16" x 3 3/4" x 39 5/16"
Weight (approx.)		174.2 lbs	136.7 lbs
Main Accessories		Power cord, remote control unit, battery (AAA size) x 2, set-up manual, cable clamp x 2, cable clamp (for power cord), USB cable ^{*10} , eraser, pen tray, pen tray mounting screw x 5, touch pen, camera mount, camera mount screw x 2, camera screw, CD-ROM, SHARP Display Connect license, stand hole protection cover x 2, blank sticker	

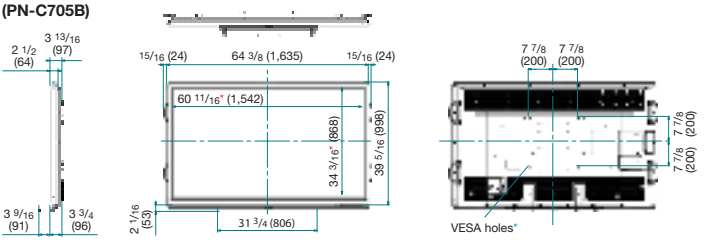
^{*1} UV²A stands for Ultraviolet-induced Multi-domain Vertical Alignment, a photo-alignment technology that ensures uniform alignment of liquid crystal molecules. ^{*2} Maximum colors of LCD panel. The number of colors that can be displayed simultaneously is 16.77 million arbitrary colors out of 1.07 billion colors. ^{*3} Brightness depends on input mode and other picture settings. Brightness level will decrease slightly over the lifetime of the product. Due to the physical limitations of the equipment, it is not possible to maintain a precisely constant level of brightness. ^{*4} Excluding the touch sensor part around the LCD panel. ^{*5} Including anti-glare film on the front. ^{*6} Approximate distance at which the glass panel can withstand the impact of a 500-gram iron ball dropped on its center. ^{*7} Use a commercially available connection cable for PC and other video connections. ^{*8} Video and component video are switchable; use the menu to select. ^{*9} The AC power cord is an inlet type. The cable is bundled (3 pins). ^{*10} Please use only this USB cable and no other. If connected via a USB hub, a PC may not recognize the PN-C805B/C705B interactive displays correctly and operation may be unstable.

Dimensions

(PN-C805B)



(PN-C705B)

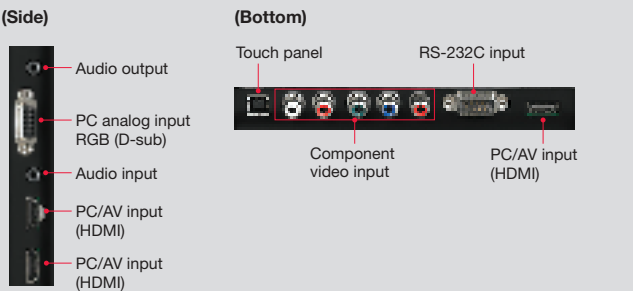


Units: inch (mm)

^{*} Screen dimensions

^{*} To use the VESA-standard mounting bracket, use M6 screws that are 8 to 10 mm plus the thickness of the bracket.

Input/Output Terminals



System Requirements

PC	PC/AT compatible machine with USB 2.0 port and screen resolution of 1,920 x 1,080 (CD-ROM drive required for installation)
CPU	Intel® Celeron® 1.6GHz, or AMD Sempron™ 1.6GHz or higher (Intel® Core™ 2 Duo 2.8GHz, or AMD Athlon™ II x 2 2.8 GHz or higher recommended)
OS	Windows® 7 (32-bit/64-bit), Windows® 8.1 (32-bit/64-bit), Windows® 10 (32-bit/64-bit) Mac OS X v10.10, Mac OS X v10.11*, Google Chrome™ v39 or later
Memory	2GB or more
Hard disk	200MB or more free space (additional space required for data storage)

^{*} On a Mac computer, operation is only possible in mouse mode.

SHARP Display Connect: The number of connectable mobile devices depends on the host OS and the accompanying Windows End-User License Agreement. Windows 7: Max. 20; Windows 8.1, Windows 10: Max. 50. OS requirements (as of September 2016): Host: Windows 7, Windows 8.1, Windows 10; Client: Windows 7, Windows 8.1, Windows 10, OS X v10.7–10.11, Android™ 2.3–6.0, iOS 6.0–9.0. Connecting 26 or more mobile devices requires at least two LAN access points.



SHARP ELECTRONICS CORPORATION
100 Paragon Drive, Montvale, NJ 07645
1-800-BE-SHARP • www.sharpsusa.com

Sharp, SHARP Touch Viewer, SHARP Display Connect and AQUOS BOARD are trademarks or registered trademarks of Sharp Corporation and/or its affiliated entities. Windows is either a registered trademark or trademark of Microsoft Corporation in the US and/or other countries. OS X is a trademark of Apple Inc., registered in the US and other countries. Android and Google Chrome are trademarks of Google Inc. IOS is a trademark or registered trademark of Cisco in the US and other countries and is used under license. The terms HDMI and HDMI High-Definition Multimedia Interface, and the HDMI Logo are trademarks or registered trademarks of HDMI Licensing Administrator, Inc. in the United States and other countries. Intel, Intel Core, and Celeron are trademarks of Intel Corporation in the US and/or other countries. Sempron and Athlon are trademarks of Advanced Micro Devices, Inc. Adobe is a registered trademark Adobe Systems Incorporated in the United States and/or other countries. All other brand names and product names may be trademarks or registered trademarks of their respective owners. Design and specifications are subject to change without prior notice.

