4



Register your product and get support at
www.philips.com/support

FAQ

Software
SmartControl

User
Manual

Version: 27E1N3300Q1T

2021 © TOP Victory Investments Ltd. All rights reserved.

This product has been manufactured by and is sold under the responsibility of Top Victory Investments Ltd., and Top Victory Investments Ltd. is the warrantor in relation to this product. Philips and the Philips Shield Emblem are registered trademarks of Koninklijke Philips N.V. and are used under license.

Specifications are subject to change without notice.

The terms HDMI, HDMI High-Definition Multimedia Interface, and the HDMI Logo are trademarks or registered trademarks of HDMI Licensing Administrator, Inc.

www.philips.com

Energy Labelling
27E1N3300A

Printed in China

H41G78S381331A

PHILIPS
Monitor
3000 Series

27E1N3300A

Quick start

Register your product and get support at **www.philips.com/welcome**

Contents



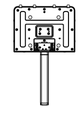

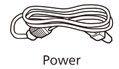

Power

*HDMI

*USB C-C

*USB C-A

*USB C-C/A

*Different according to region
Display design may differ from that illustrated

1

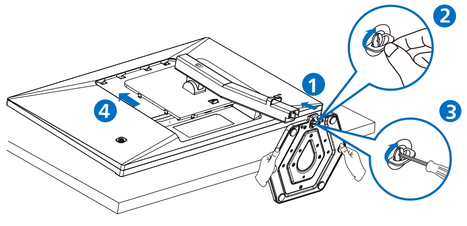

CAUTION: Place the monitor face down on a smooth surface. Pay attention not to scrath or damage the screen.

2

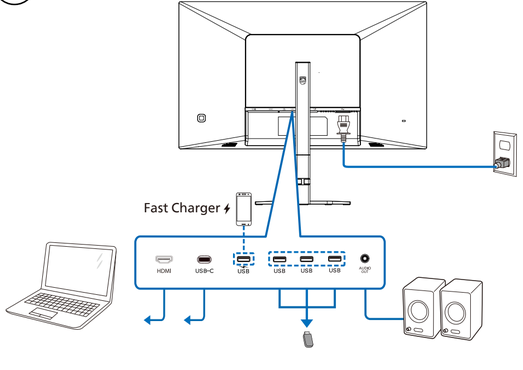

USB C-C

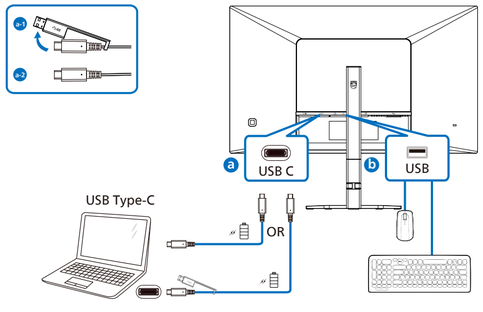

USB A-C

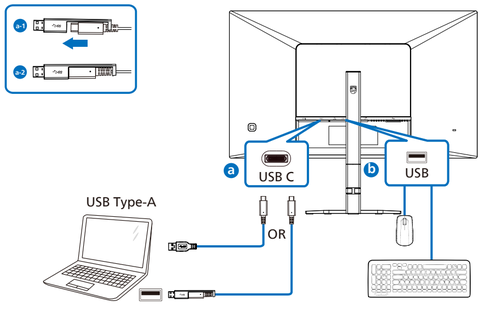
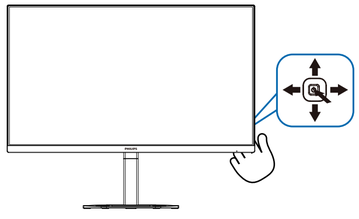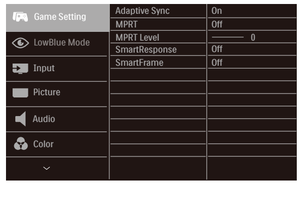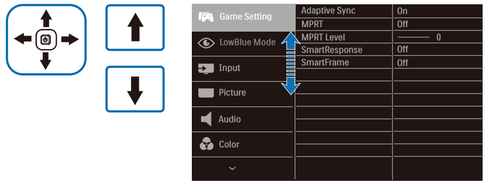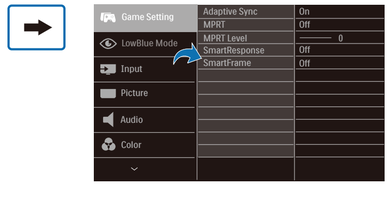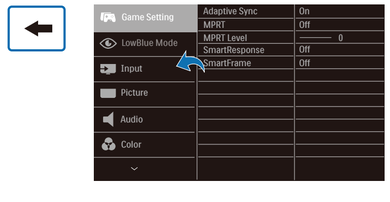
3