









1.1 Disassembly Procedures

Tools: 2 Power screwdrivers ($\phi=5\text{mm}$, $L=60\text{mm}$); 1 small cross screwdriver; turnbuckle driver;

Setting: Power screwdriver torque $A=6\text{ kgF.Cm}$

Step	Figure	Remark
Remove Stand ass'y		Pull up the stand ass'y
Remove the rear cover		Remove the 6 pcs screws .

		Use scraper to insert from the bottom site and then open the rear cover
Remove the mainframe		Remove the tapes
		Disconnect the cables and remove the 2 pcs screws on the site of the mainframe and 2 pcs of hexagon screws
Remove maylar		

<p>Remove the powerbard and mainboard</p>		<p>Remove the screws on the mainboard and power board</p>
<p>Mainboard and powerboard</p>		

1.2. Product material information

The following substances, preparations, or components should be disposed of or recovered separately from other WEEE in compliance with Article 4 of EU Council Directive 75/442/EEC.

Capacitors / condensers (containing PCB/PCT)	No used
Mercury containing components	No used
Batteries	No used
Printed circuit boards (with a surface greater than 10 square cm)	Product has printed circuit boards (with a surface greater than 10 square cm)
Component contain toner, ink and liquids	No used
Plastic containing BFR	No used
Component and waste contain asbestos	No used
CRT	No used
Component contain CFC, HCFC, HFC and HC	No used
Gas discharge lamps	No used
LCD display > 100 cm ²	Product has an LCD greater than 100 cm ²
External electric cable	Product has external cables
Component contain refractory ceramic fibers	No used
Component contain radio-active substances	No used
Electrolyte capacitors (height > 25mm, diameter > 25mm)	Product has electrolyte capacitors (height > 25mm, diameter > 25mm)

1.3. Tools Required

List the type and size of the tools that would typically can be used to disassemble the product to a point where components and materials requiring selective treatment can be removed.

Tool Description:

- Screwdriver (Phillip-head, Hexagonal head)
- Penknife
- Soldering iron and absorber